



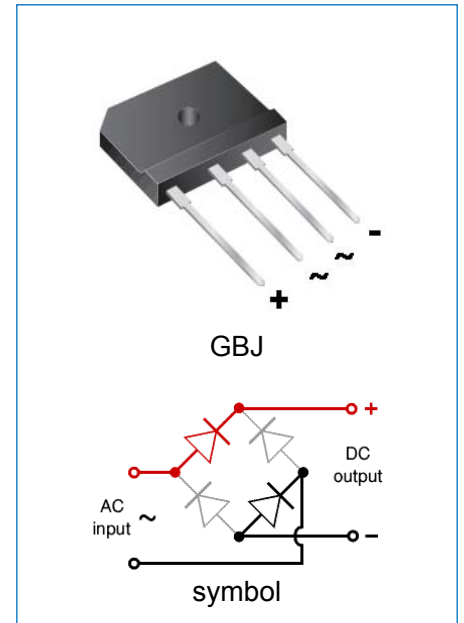
GBJ2500~GBJ2510

GLASS PASSIVATED BRIDGE RECTIFIERS

Rev.1.3

DESCRIPTION:

- ✧ Plastic package has underwriters laboratory flammability classification 94V-0
- ✧ Glass passivated chip
- ✧ Ideal for printed circuit board
- ✧ High surge current capability
- ✧ General purpose use in AC/DC bridge full wave rectification ,for SMPS, lighting ballaster, adapter.etc.



MECHANICAL DATA

- ✧ Case: GBJ molded plastic
- ✧ Terminals: Solder plated, solderable per J-STD-002
- ✧ Polarity: Symbol marking on body.
- ✧ Weight: 6.8gram

ABSOLUTE MAXIMUM RATING AND ELECTRICAL CHARACTERISTICS

(Rating at 25°C ambient temperature unless otherwise specified.)

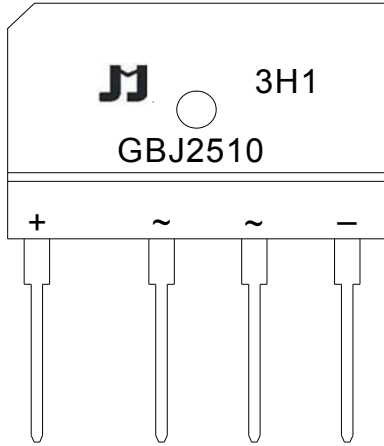
Parameter	Symbol	GBJ 2500	GBJ 2501	GBJ 2502	GBJ 2504	GBJ 2506	GBJ 2508	GBJ 2510	Unit	
Maximum repetitive peak reverse voltage	V_{RRM}	50	100	200	400	600	800	1000	V	
Maximum RMS voltage	V_{RMS}	35	70	140	280	420	560	700	V	
Maximum DC blocking voltage	V_{DC}	50	100	200	400	600	800	1000	V	
Average rectified output current at $T_C=90^\circ C$	I_o	25								A
Peak forward surge current: 8.3ms single half sine-wave superimposed on rated load (JEDEC method)	I_{FSM}	350								A
Maximum forward voltage per diode @ $I_F=12.5A$	V_F	1.1								V
Maximum DC reverse current at rated DC blocking voltage per diode	$T_J=25^\circ C$	5								μA
	$T_J=125^\circ C$	500								μA
Typical junction capacitance $V_R=4.0V, f=1MHz$	C_J	85								pF
Operating junction and storage temperature range	T_J, T_{STG}	-55 to +150								$^\circ C$

THERMAL RESISTANCES

Symbol	Parameter	GBJ 2500	GBJ 2501	GBJ 2502	GBJ 2504	GBJ 2506	GBJ 2508	GBJ 2510	Unit
R _{th(j-c)}	Junction to case (note1)	0.6							°C/W

Note1: Thermal resistance from junction to case mounted on 300mm*300mm*1.6mm Cu plate heatsink

MARKING



GBJ	Package: GBJ
25	I _o :25A
10	V _{RRM} :1000V

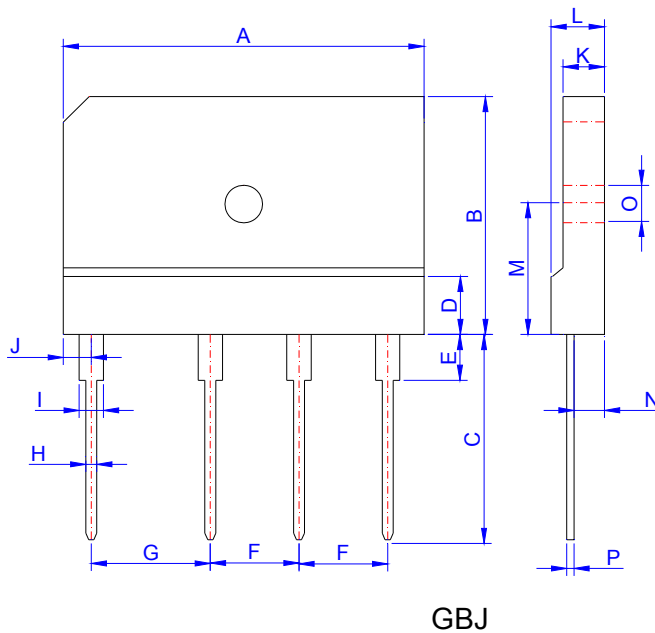
xH1: Month, 1、2、3 ~ 9、A、B、C

3x1:

2018	2019	2020	2021	2022	2023	2024
H	I	J	K	L	M	N
2025	2026	2027	2028	2029	2030	...
O	P	Q	R	S	T	...

3Hx: Batch number

PACKAGE MECHANICAL DATA



Ref.	Dimensions			
	Millimeters		Inches	
	Min.	Max.	Min.	Max.
A	29.7	30.3	1.169	1.193
B	19.7	20.3	0.776	0.799
C	17.0	18.0	0.669	0.709
D		5.10		0.201
E	3.60	4.20	0.142	0.165
F	7.30	7.70	0.287	0.303
G	9.80	10.20	0.386	0.402
H	0.90	1.10	0.035	0.043
I	2.00	2.40	0.079	0.094
J	2.30	2.70	0.091	0.106
K	3.40	3.80	0.134	0.150
L	4.40	4.80	0.173	0.189
M	10.8	11.2	0.425	0.441
N	2.50	2.90	0.098	0.114
O	3.00	3.40	0.118	0.134
P	0.60	0.80	0.024	0.031

PACKAGE INFORMATION-GBJ

OUTLINE	UNIT WEIGHT (g/PCS) typ.	TUBE (PCS)	PER CARTON (PCS)
TUBE	6.8	14	1400

CHARACTERISTICS CURVE

FIG.1: Typical forward characteristics

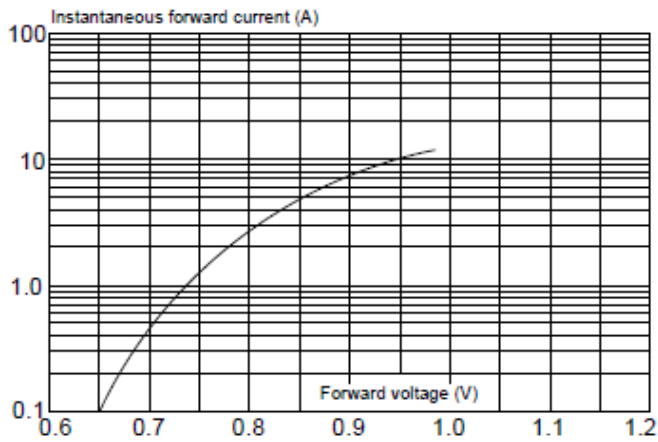


FIG.2: Typical reverse characteristics

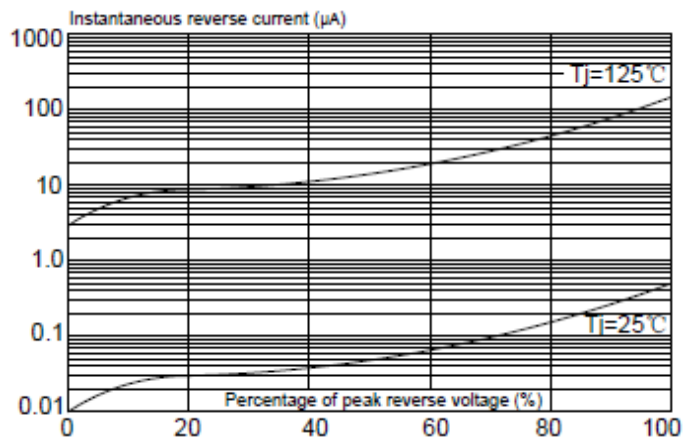


FIG.3: Maximum non-repetitive peak forward surge current

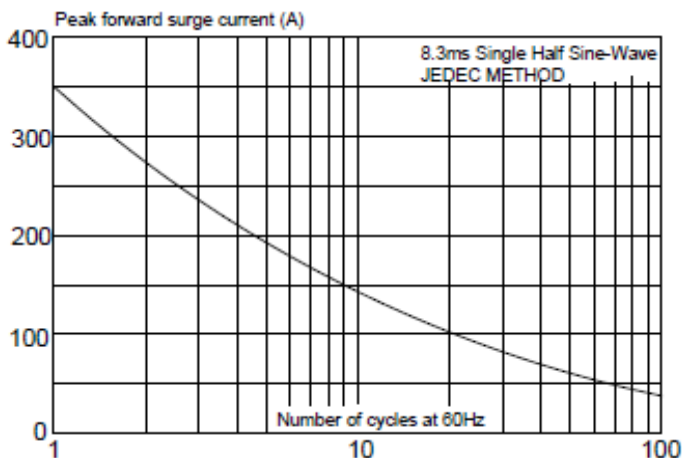
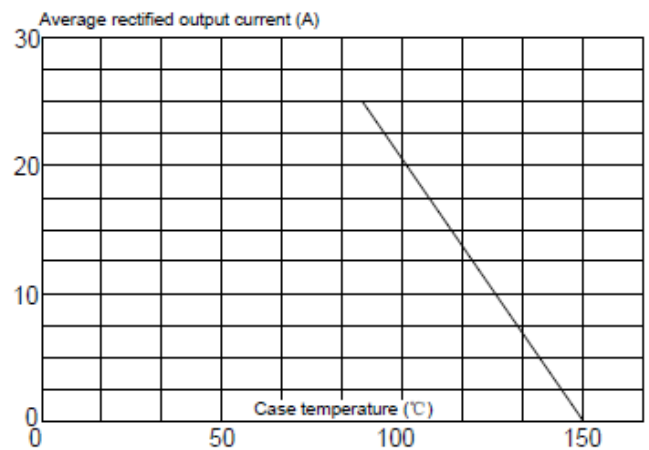


FIG.4: Average rectified output current derating curve



Information furnished in this document is believed to be accurate and reliable. However, Jiangsu JieJie Microelectronics Co.,Ltd assumes no responsibility for the consequences of use without consideration for such information nor use beyond it.

Information mentioned in this document is subject to change without notice, apart from that when an agreement is signed, Jiangsu JieJie complies with the agreement.

Products and information provided in this document have no infringement of patents. Jiangsu JieJie assumes no responsibility for any infringement of other rights of third parties which may result from the use of such products and information.

This document is the 1.3rd version which is made in 27-May-2019. This document supersedes and replaces all information previously supplied.

 is a registered trademark of Jiangsu JieJie Microelectronics Co.,Ltd.

Copyright ©2019 Jiangsu JieJie Microelectronics Co.,Ltd. Printed All rights reserved.